




# Elementary School Newspaper Template

Friday, May 30, 2014		
HEADLINE		
<p><b>Title of Your First Article</b> Your name <b>VERONA</b> - Two of Verona's most prominent citizens have died this morning, police believe, by a suicide pact. Young Romeo Montague and Juliet Capulet were found dead at the Verona City Cathedral, within the funeral vault of the Capulets. If you want to eliminate the table border surrounding the text, go to Table &gt; scroll down to Table Properties &gt; In Table Border choose 0 pt.</p>  <p>Caption about the picture above.</p> <p>Start your second paragraph here. It might be necessary to adjust size and the information to fit inside the columns; make sure to include a part tragedy that interests you and the The relationship between Romeo and Juliet.</p>	<p>The third paragraph can include the overall drama in the city because of the heated debate between the Montague and the Capulet: use fictitious eyewitness accounts, police reports, etc. but also use lines from the play (remember to use quotation marks when you use a direct quote).</p> <p><b>Title of Your Second Article</b> Your name <b>VERONA</b> - Here you write another article set in Verona that deals with anything you like. For example, you can write about sports, fashion, autos, current affairs and the like. It should be at least two paragraphs long. Remember to set it in Verona. This is placeholder text; you just highlight this text with the cursor and clear it or start writing your material. This is placeholder text; you just highlight this text with the cursor and clear it or start writing your material.</p> 	 <p><b>A Third Article</b> Your name <b>VERONA</b> - Here you write another article set in Verona that deals with anything you like. For example, you can write about sports, fashion, autos, current affairs and the like. It should be at least two paragraphs long. Remember to set it in Verona, and include things from your own creation. This is placeholder text; you just highlight this text with the cursor and clear it or start writing your material.</p>

## elementary school newspaper template

**elementary school newspaper template** is a crucial tool for fostering student engagement, developing journalistic skills, and creating a vibrant school community. Whether you're a teacher looking to introduce students to the world of reporting, a parent helping with a school project, or a student eager to get your news out, having the right template makes the process significantly smoother and more professional. This comprehensive guide will delve into the essential elements of an effective elementary school newspaper template, explore various design considerations, discuss content ideas, and offer practical tips for implementation. We'll cover everything from understanding the purpose of a school newspaper to leveraging digital tools and ensuring your template is accessible and engaging for young readers and contributors.

# Table of Contents

- Understanding the Purpose of an Elementary School Newspaper
- Key Components of an Elementary School Newspaper Template
- Designing Your Elementary School Newspaper Template
- Content Ideas for Your Elementary School Newspaper
- Tools and Software for Creating Elementary School Newspapers
- Tips for Successful Implementation of Your Newspaper Template
- Adapting Your Template for Different School Needs
- The Benefits of Using an Elementary School Newspaper Template

## Understanding the Purpose of an Elementary School Newspaper

An elementary school newspaper serves a multitude of valuable purposes, extending far beyond mere information dissemination. It acts as a vital communication channel, connecting students, teachers, staff, and parents. For students, it's an invaluable platform for developing literacy skills, critical thinking, and a sense of civic responsibility. They learn to research, interview, write, edit, and collaborate, all while contributing to a tangible product that reflects their school's life and achievements. This process instills a sense of ownership and pride in their educational community.

Furthermore, a school newspaper can be a powerful tool for celebrating school events, recognizing student accomplishments, and sharing important announcements. It provides a unique opportunity for students to express their creativity and share their perspectives on various topics relevant to their school experience. By engaging in the creation of their own newspaper, students develop a deeper understanding of media literacy and the importance of responsible reporting. This hands-on experience prepares them for future academic and professional endeavors that require strong communication skills.

## Key Components of an Elementary School

# Newspaper Template

A well-structured elementary school newspaper template should include several core components to ensure it is organized, visually appealing, and functional. These elements work together to create a cohesive and professional-looking publication that is easy for young journalists to navigate and fill with content.

## Masthead and Title

The masthead is the identifying mark of the newspaper, typically located at the top of the front page. It includes the newspaper's name, the school's name, issue date, and volume/issue number. Choosing a catchy and relevant name is the first step in creating a recognizable identity for your school publication. The title should be clear and prominent, immediately signaling the content of the newspaper.

## Articles and Features

The core of any newspaper consists of its articles and feature stories. The template should provide clear sections or designated areas for different types of content, such as news reports, interviews, opinion pieces, event coverage, and student spotlights. Each article should have a clear headline, byline (the author's name), and well-organized paragraphs. Allowing space for diverse content types ensures a well-rounded newspaper.

## Headlines and Subheadings

Headlines are crucial for grabbing readers' attention and conveying the main point of an article concisely. Subheadings help to break up longer articles and guide the reader through the text. A good template will offer clear visual cues for where headlines and subheadings should be placed, perhaps with different font size suggestions to emphasize their importance. This structural element is vital for readability.

## Images and Captions

Visuals are essential for an elementary school newspaper to make it engaging for young readers. The template should include designated spaces for photographs, illustrations, or graphics. Each image should be accompanied by a clear and informative caption that explains what the image depicts and who is in it, if applicable. Proper image placement and captioning enhance the storytelling aspect of the newspaper.

## **Layout and Columns**

The overall layout and column structure significantly impact the readability and visual appeal of the newspaper. Templates often use a multi-column format, typically two or three columns per page, to organize text and images effectively. Consistent margins and spacing are also important for a clean and professional look. The template should offer flexibility in column width to accommodate different types of content.

## **Contact Information and Credits**

It's important to include contact information for the newspaper staff, such as an email address or a designated teacher advisor. Credits for photographers, illustrators, and editors should also be acknowledged. This fosters a sense of accountability and encourages further participation.

# **Designing Your Elementary School Newspaper Template**

Designing an effective elementary school newspaper template requires a balance of creativity and functionality. The goal is to create a visually engaging and easy-to-use layout that appeals to both young contributors and readers.

## **Font Choices and Readability**

Selecting appropriate fonts is critical for readability, especially for younger audiences. Opt for clean, sans-serif fonts like Arial, Calibri, or Verdana for body text, as they are generally easier to read on screen and in print. Headlines can use slightly bolder or more decorative fonts, but they should remain legible. Avoid overly complex or script-style fonts that can be difficult for elementary-aged children to decipher. Consistency in font usage throughout the newspaper is also key to a professional appearance.

## **Color Palette and Branding**

A consistent color palette can help establish the newspaper's brand identity. Consider using the school's colors as a primary or accent color. However, avoid using too many colors, which can make the layout appear cluttered and unprofessional. Use color strategically to highlight headlines, borders, or important announcements. For print versions, ensure color choices are suitable for printing and don't result in oversaturation or dullness.

## **Page Structure and Flow**

Each page of the newspaper should have a logical flow, guiding the reader's eye naturally from one piece of content to the next. The front page should feature the most important news, typically with a prominent headline and accompanying image. Subsequent pages can be organized by topic, such as sports, school events, or student life. The template should offer a clear structure for page breaks and the placement of different content elements, ensuring a consistent feel across all pages.

## **White Space and Visual Hierarchy**

Ample white space (the blank areas on a page) is crucial for making the newspaper visually appealing and preventing it from looking overcrowded. It allows readers to focus on the content without feeling overwhelmed. Visual hierarchy is established through the use of font sizes, weights, and color to guide the reader's attention to the most important information first. The template should incorporate natural areas for white space and provide guidance on how to use it effectively.

## **Consistency Across Pages**

Maintaining consistency in layout, font styles, color schemes, and element placement across all pages of the newspaper is essential for a professional and cohesive publication. A good template will have pre-defined styles and guides that help ensure this consistency. This makes the newspaper familiar and easier for readers to navigate from one issue to the next.

## **Content Ideas for Your Elementary School Newspaper**

Brainstorming compelling content is key to an engaging elementary school newspaper. The topics should be relevant to the students, teachers, and the school community, offering a variety of reading experiences.

### **School News and Events**

This is the backbone of any school newspaper. Include articles on upcoming events like school plays, fundraisers, field trips, and sports games. Report on recent achievements, such as academic awards, student council activities, or successful club initiatives. Coverage of school board meetings or important announcements from the principal can also be valuable.

## **Student Spotlights and Interviews**

Highlighting individual students or groups can foster a sense of community and provide positive recognition. Feature interviews with students who have achieved something notable, or conduct Q&A sessions with students about their favorite subjects, hobbies, or school experiences. Profiles of students involved in extracurricular activities or community service projects are also excellent content.

## **Features and Opinion Pieces**

Beyond straight news, feature articles can explore topics in more depth. This could include creative writing pieces, book reviews, movie reviews, or articles about interesting school traditions. Opinion pieces, or editorials, allow students to express their thoughts on school-related issues or current events, encouraging critical thinking and debate.

## **Classroom Activities and Projects**

Showcase the learning happening in classrooms. Articles can describe interesting science experiments, art projects, historical research, or creative writing assignments undertaken by different classes. This provides insight into the curriculum and celebrates student learning in diverse ways.

## **Extracurricular Activities and Clubs**

Dedicate space to the various clubs and activities available at the school, such as debate club, chess club, art club, or environmental club. Report on their meetings, events, and achievements. This can encourage more students to participate in these opportunities.

## **Arts and Culture**

Include sections dedicated to student artwork, poetry, short stories, or musical performances. Reviews of school plays, concerts, or art exhibitions can also be featured. This section celebrates the creative talents within the school.

## **Sports and Athletics**

Cover school sports teams, including game results, player profiles, and upcoming matches. Articles can also focus on fitness tips or the benefits of sports participation for overall well-being. This appeals to a broad segment of the student body.

## **Humor and Puzzles**

To make the newspaper more enjoyable, include a humor section with jokes, cartoons, or funny anecdotes. Puzzles like crosswords, word searches, or Sudoku related to school themes can also be a great addition to engage readers.

## **Tools and Software for Creating Elementary School Newspapers**

Several tools and software options are available to help create elementary school newspapers, catering to different levels of technical skill and available resources. Choosing the right tool can significantly streamline the process and enhance the final product.

### **Desktop Publishing Software**

For those with more design experience, desktop publishing software offers the most flexibility and control. Programs like Adobe InDesign are industry standards for professional layout and design, allowing for intricate control over typography, image placement, and overall page structure. While powerful, InDesign has a steeper learning curve and a subscription cost, which might be a barrier for some school settings.

### **Word Processors with Design Features**

More accessible options include robust word processors that offer basic layout and design capabilities. Microsoft Word and Google Docs, for example, allow users to create columns, insert images, and apply basic formatting. These are excellent choices for elementary school projects due to their widespread availability and ease of use. Templates can be easily created or adapted within these programs.

### **Graphic Design Tools**

User-friendly graphic design tools like Canva have become incredibly popular for creating visually appealing documents, including newspapers. Canva offers a vast library of pre-designed templates, fonts, graphics, and stock photos, many of which are suitable for elementary school publications. Its intuitive drag-and-drop interface makes it accessible for students and teachers alike, and it has both free and paid subscription options.

## **Online Newspaper Makers**

Several online platforms are specifically designed to help create newspapers, often with school-oriented features. These platforms might offer guided steps, collaborative tools, and easy-to-use interfaces. Researching online newspaper makers can reveal options that provide a good balance of features and usability for a school environment.

## **Print vs. Digital Considerations**

When choosing your tool, consider whether the newspaper will be primarily printed or distributed digitally. Print requires careful attention to bleed areas, resolution, and color modes (CMYK). Digital distribution, often via PDF or a school website, allows for more flexibility with file sizes and can incorporate interactive elements if desired. Most templates can be adapted for both formats, but the initial tool choice might influence the ease of producing both versions.

## **Tips for Successful Implementation of Your Newspaper Template**

Implementing an elementary school newspaper template effectively involves more than just providing the design; it requires a strategic approach to maximize participation and ensure quality.

### **Involve Students in the Process**

Empower students by involving them in the creation and design of the newspaper. Assign roles such as editor, layout designer, photographer, or reporter. Allowing students to contribute to the template itself, such as suggesting section names or color schemes, can increase their investment and enthusiasm. This collaborative approach fosters a sense of ownership and teamwork.

### **Provide Clear Guidelines and Training**

Equip student journalists with clear guidelines on writing styles, ethical reporting, and how to use the template effectively. Offer basic training sessions on journalistic principles, interviewing techniques, and using the chosen software. For younger students, provide simplified instructions and examples. A well-defined style guide ensures consistency and professionalism.



## **Establish an Editorial Calendar**

An editorial calendar is essential for managing deadlines and ensuring a consistent publishing schedule. Plan out article topics, assign responsibilities, and set firm deadlines for drafts, edits, and final submissions. This helps prevent last-minute rushes and ensures a steady flow of content. The template can be designed with this calendar in mind, allocating specific sections for different types of content based on publication dates.

## **Encourage Collaboration and Peer Review**

Foster a collaborative environment where students can work together on articles and provide constructive feedback to one another. Implement a peer review process where students read and critique each other's work before final submission to an editor. This not only improves the quality of the content but also develops valuable communication and critical thinking skills.

## **Regularly Seek Feedback**

Gather feedback from students, teachers, and parents on the newspaper's content, design, and overall effectiveness. Use this feedback to make improvements for future issues. Surveys or informal discussions can provide valuable insights into what readers enjoy and what could be enhanced.

## **Proofread Meticulously**

Before printing or publishing, conduct thorough proofreading to catch any spelling errors, grammatical mistakes, or punctuation issues. Multiple people should be involved in the proofreading process to ensure accuracy. A mistake-free newspaper reflects positively on the students and the school.

## **Adapting Your Template for Different School Needs**

An effective elementary school newspaper template should be adaptable to the unique needs and resources of different schools. Flexibility is key to ensuring its utility across various educational environments.

## **Grade-Level Appropriateness**

Consider the age and abilities of the students who will be using the template. For younger grades (e.g., K-2), the template might focus on simpler layouts with more space for illustrations and shorter text. For older elementary grades (e.g., 3-5), the template can incorporate more complex article structures, subheadings, and a greater emphasis on written content. Adjusting font sizes, column widths, and the complexity of design elements can make the template suitable for a wider age range.

## **Frequency of Publication**

The intended frequency of publication (e.g., weekly, monthly, quarterly) will influence the template's design and the amount of content it needs to accommodate. A weekly newspaper might have a more concise format, while a monthly publication could allow for longer feature articles and more in-depth coverage. The template should be scalable to accommodate varying lengths and complexities of content.

## **Resource Availability**

Schools vary in their access to technology, printing facilities, and design software. A template designed for a school with advanced computer labs might differ from one intended for a school with limited resources. Prioritize templates that can be easily adapted for basic word processing software or readily available online tools if advanced options are not feasible. Consider both print and digital distribution needs based on resource availability.

## **Specific School Focus**

Some schools may have a particular focus, such as a strong arts program, a STEM initiative, or a commitment to community service. The template can be adapted to highlight these areas with dedicated sections or design elements that visually emphasize the school's strengths. For example, a school with a strong art program might incorporate more artistic borders or spaces for student artwork throughout the layout.

## **Language and Accessibility**

Ensure the template is designed with accessibility in mind. This includes using clear language in instructions, providing options for larger font sizes, and considering contrast ratios for text and background colors to aid students with visual impairments. If the school has a diverse student population, consider how the template might be adapted to incorporate multiple languages or to facilitate translation efforts.

# **The Benefits of Using an Elementary School Newspaper Template**

Utilizing an elementary school newspaper template offers a multitude of advantages that significantly contribute to the success and impact of student publications.

## **Structure and Organization**

Templates provide a pre-defined structure that guides students in organizing their content logically. This eliminates the guesswork involved in page layout and helps ensure all necessary components of a newspaper are included, such as headlines, bylines, and captions. This structure fosters a sense of order and professionalism from the outset.

## **Efficiency and Time-Saving**

By having a ready-made design, the time spent on formatting and layout is greatly reduced. This allows students and supervising teachers to focus more on the content creation, research, and editing aspects of journalism. The template acts as a blueprint, streamlining the production process and making it more manageable for busy school schedules.

## **Professionalism and Consistency**

A well-designed template lends a professional and polished appearance to the school newspaper. Consistent use of fonts, colors, and layout across all articles and pages creates a cohesive and credible publication. This professionalism can boost student pride and encourage wider readership within the school community.

## **Skill Development**

Working with a template provides practical experience in various skills. Students learn about graphic design principles, layout, typography, and the use of publishing software. They also develop their writing, editing, and critical thinking abilities as they adapt content to fit the pre-defined sections and adhere to journalistic standards.

## **Encourages Participation**

A clear and attractive template can make the process of contributing to the newspaper seem less daunting and more approachable. Knowing where and how to

place their stories and images can encourage more students to get involved, fostering a culture of active participation and shared accomplishment.

## **Educational Tool**

Beyond learning about journalism, a newspaper template serves as an excellent educational tool. It can be used to teach concepts related to media literacy, communication, storytelling, and even social studies through the reporting of current events and community happenings. The process of creating a newspaper is inherently educational.

## **Frequently Asked Questions**

### **What are the essential elements to include in an elementary school newspaper template?**

An effective elementary school newspaper template should include sections for student news (class updates, achievements), teacher spotlights, upcoming events, creative writing (poems, short stories), artwork, puzzles/games, and a space for principal's or school announcements. Visual appeal with designated areas for photos and illustrations is also crucial.

### **How can a teacher or student best utilize an elementary school newspaper template for student engagement?**

Teachers can use the template to assign specific roles and sections to students, fostering collaboration and ownership. Students can be encouraged to contribute content across various sections, from writing articles to submitting artwork and designing layouts. This hands-on approach makes the newspaper a valuable learning tool and increases student excitement.

### **What are some trending design ideas for elementary school newspaper templates?**

Trending design ideas focus on vibrant colors, easy-to-read fonts, playful borders, and ample white space. Incorporating cartoon characters, speech bubbles, and interactive elements like QR codes linking to student videos or online galleries can also boost engagement. Templates that are easily customizable for different themes (e.g., holidays, seasons) are also popular.

### **Are there specific templates or sections that are**

## **particularly popular for showcasing student work in elementary school newspapers?**

Yes, 'Student Showcase' or 'Creative Corner' sections are very popular for displaying student artwork, poems, and short stories. 'Student Spotlight' features, where a student is interviewed about their interests or achievements, are also highly favored. Having dedicated spaces for photos from school events is also a key element.

## **What kind of digital or printable formats are most common and effective for elementary school newspaper templates today?**

Both digital and printable formats are prevalent. For digital, templates compatible with word processors (like Microsoft Word or Google Docs) or simple design software (like Canva) are highly sought after for ease of editing. For print, standard letter or tabloid sizes are common. Templates that offer both digital and easily printable options, allowing for distribution both online and physically, are the most versatile.

## **Additional Resources**

Here are 9 book titles related to elementary school newspaper templates, with descriptions:

### *1. Ideas for the Elementary School Newspaper*

This book offers a treasure trove of practical suggestions for content, from student interviews and book reviews to local community events and school news. It guides young journalists through the process of brainstorming engaging topics relevant to their peers. Readers will find tips on choosing a theme, structuring articles, and making their newspaper visually appealing.

### *2. InDesign for Young Journalists: Creating Your First Newspaper*

This beginner-friendly guide introduces students to the basics of using graphic design software to lay out their newspaper pages. It breaks down complex concepts into manageable steps, teaching them about text boxes, image placement, and font selection. The book empowers students to design professional-looking pages that are both informative and attractive.

### *3. Interviewing Skills for Young Reporters: Getting the Scoop*

This essential resource teaches elementary school students the art of asking effective questions and listening actively to gather compelling information. It covers how to prepare for interviews, approach subjects respectfully, and record details accurately. Mastering these skills will help young journalists uncover the most interesting stories for their publications.

### *4. Imagining Your School's Story: A Newspaper Workshop*

This interactive book guides students through the entire newspaper creation

process, from idea generation to final printing. It emphasizes teamwork and collaboration, encouraging students to work together to bring their vision to life. The book provides templates and activity sheets to foster creativity and ensure a smooth production.

#### *5. Illustrating the News: Fun Cartooning for Student Papers*

This playful guide focuses on teaching elementary school students how to create engaging illustrations and cartoons to accompany their articles. It offers simple drawing techniques and creative prompts to help them visually represent their stories. Adding illustrations can make any school newspaper more vibrant and captivating for its readers.

#### *6. Informing Your Community: A Guide to School Newsletters*

While not strictly a newspaper, this book provides valuable insights into communicating effectively with a school community, which is a core function of a school newspaper. It covers best practices for conveying important information, celebrating achievements, and fostering a sense of belonging. The principles outlined are transferable to the broader goals of any school publication.

#### *7. Internet Safety for Young Journalists: Reporting Responsibly*

This crucial book addresses the importance of online safety and ethical reporting for students involved in creating school publications. It teaches them about verifying information, respecting privacy, and avoiding plagiarism. Understanding these guidelines ensures that young journalists can share news responsibly and ethically.

#### *8. Ideas for the Editor: Managing Your School Newspaper Team*

This book is designed for students who take on leadership roles in producing their school newspaper. It offers guidance on assigning tasks, setting deadlines, motivating team members, and resolving conflicts. Developing these leadership skills is vital for a successful and well-organized publication.

#### *9. Inspiration for Your Pages: Themes and Layouts for School Newspapers*

This book provides a wealth of creative ideas for structuring and designing elementary school newspaper pages. It showcases various layouts, typography choices, and thematic approaches to make each issue unique and exciting. Readers will discover how to organize content effectively and present information in visually appealing ways.

Elementary School Newspaper Template

[Back to Home](#)