

Ford Escort 1993 User Manual



ENGINE MANAGEMENT AND EMISSION SYSTEM

23 612 0 TURBOCHARGER - REMOVE AND INSTALL

SPECIAL TOOLS REQUIRED: NONE

To Remove

1. Fit fender covers and disconnect battery earth cable.
2. Remove air hoses from air cleaner, bypass valve and turbocharger (3 hose clamps).
3. Remove heat shield.
4. Remove both solenoid control valve hoses from turbocharger and actuator.
5. Remove bottom air hose from turbocharger.
6. Remove oil pressure hose from turbocharger.
7. Remove turbocharger coolant return pipe from turbocharger. Detach retainer from cylinder head cover.
8. Remove turbocharger cooling feed pipe from thermostat housing.
9. Remove exhaust pipe from turbocharger (3 bolts).
10. Remove secondary exhaust manifold from main exhaust manifold (two bolts top and two bolts bottom).

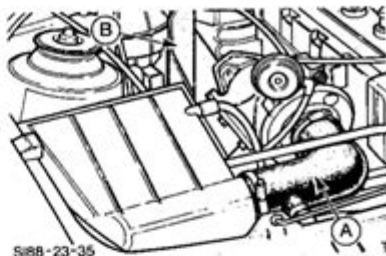


Fig.45. A - Top air hose
B - Heat shield

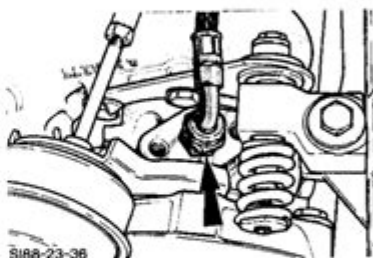


Fig.46. Oil pressure hose connection.

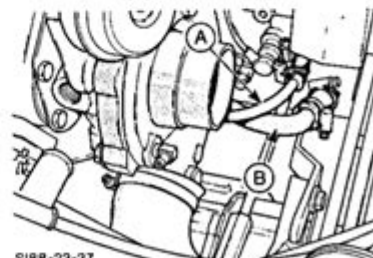


Fig.47. Turbocharger coolant.
A - Coolant feed pipe
B - Coolant return pipe

1287

December 1987

FORD SIERRA RS COSWORTH: SECTION 29L-21
carmanualsonline.info

ford escort 1993 user manual

ford escort 1993 user manual is your essential guide to understanding and maintaining your classic Ford Escort. This comprehensive article delves deep into the world of the 1993 Ford Escort, providing insights into its operation, maintenance, troubleshooting, and the invaluable information contained within its official user manual. Whether you're a seasoned Escort owner or new to the marque, this guide will equip you with the knowledge to keep your vehicle running smoothly and safely. We'll explore everything from dashboard indicators and basic controls to routine service procedures and understanding the electrical system. Discover how the 1993 Ford Escort user manual

serves as a critical resource for maximizing your ownership experience.

Understanding Your 1993 Ford Escort User Manual: A Comprehensive Guide

The 1993 Ford Escort user manual is more than just a booklet; it's the primary source of information for anyone who owns or operates this particular model. It's designed to empower owners with the knowledge to operate their vehicle safely, perform basic maintenance, and understand the various systems at play. From deciphering warning lights on the dashboard to knowing the correct procedure for checking fluid levels, this manual is an indispensable companion. This guide will break down the key sections and information typically found in a 1993 Ford Escort owner's manual, making it easier for you to navigate and utilize its wealth of knowledge.

Key Sections of the 1993 Ford Escort Owner's Manual

A typical Ford Escort 1993 user manual is structured to provide a logical flow of information, starting with fundamental operations and progressing to more complex topics. Understanding these sections will help you locate specific information quickly when needed.

Introduction and Vehicle Overview

This initial section often provides a brief overview of the 1993 Ford Escort, its design philosophy, and what makes it a reliable vehicle. It might also include important safety warnings and general advice for operating the car. You'll find information about the vehicle's specifications and perhaps a brief history of the Escort model line, setting the stage for the detailed information that follows.

Controls and Instruments

This is arguably one of the most frequently referenced sections of any car's user manual. Here, you'll learn about the function of every dial, switch, and indicator on your 1993 Ford Escort's dashboard. This includes:

- The instrument cluster: Speedometer, tachometer, fuel gauge, engine temperature gauge, and odometer.
- Warning lights and indicators: Understanding what each light signifies, such as oil pressure, battery charging, brake system, and check engine.
- Controls: Location and operation of the headlights, turn signals, windshield wipers, horn, hazard lights, and climate control system.
- Steering wheel and pedal functions: Information on power steering (if equipped) and the correct use of the accelerator, brake, and clutch pedals.

Starting and Driving Your Escort

This section covers the fundamental steps to get your 1993 Ford Escort up and running, and how to operate it on the road. It includes:

- Ignition system: How to start the engine, including the use of the ignition key and any specific procedures for automatic or manual transmissions.
- Transmission operation: Guidance on selecting gears for both automatic and manual transmissions, including parking (P), reverse (R), neutral (N), drive (D), and any specific low-gear options.
- Braking system: Information on the proper use of the brakes, including anti-lock braking systems (ABS) if your model is equipped with it.
- Parking: How to engage the parking brake for secure stopping.
- Driving tips: Advice on driving in various conditions, such as rain, snow, or heavy traffic, to ensure safety and efficiency.

Comfort and Convenience Features

The 1993 Ford Escort, while a practical vehicle, offered several features designed to enhance comfort and convenience. This part of the manual will detail:

- Seating adjustments: How to adjust the driver's and passenger's seats for optimal comfort and safety.
- Seat belts and airbags: Proper usage of seat belts and information on airbag systems, including their location and any limitations.
- Audio system: Operation of the radio, cassette player, and speaker system.
- Climate control: How to operate the heating, ventilation, and air conditioning (HVAC) system to maintain a comfortable cabin temperature.
- Power accessories: Information on power windows, power door locks, and power mirrors if your Escort is equipped with them.

Maintenance and Care

This is a crucial section for any owner looking to keep their 1993 Ford Escort in peak condition. It outlines routine maintenance tasks that can be performed by the owner, along with recommended service intervals. Key areas covered include:

- Fluid checks: How to check and top up essential fluids such as engine oil, coolant, brake fluid, power steering fluid, and windshield washer fluid.
- Tire care: Information on checking tire pressure, inspecting tire wear, and understanding tire rotation.
- Battery maintenance: Basic checks for the vehicle's battery, including terminal cleaning.
- Lighting system: How to check and replace exterior and interior light bulbs.
- Wiper blades: Replacing worn wiper blades for optimal visibility.
- Engine compartment overview: Identification of key engine components for easy reference during checks.

Service and Specifications

This section delves into more technical details about your 1993 Ford Escort, providing specifications and guidelines for more involved maintenance or repairs. This can include:

- Engine specifications: Details about the engine size, displacement, and power output.
- Fuel requirements: The recommended octane rating for gasoline.
- Oil specifications: The correct type and viscosity of engine oil.
- Coolant type: The appropriate coolant mixture for the cooling system.
- Spark plug types: Specifications for replacement spark plugs.
- Capacities: Information on the fluid capacities for the engine oil, coolant, transmission fluid, and fuel tank.
- Tire sizes and inflation pressures: Recommended tire sizes and correct inflation for optimal performance and safety.

Troubleshooting and Emergency Procedures

This section is designed to help owners deal with common issues or unexpected situations. It offers practical advice for troubleshooting minor problems and what to do in case of emergencies.

- Warning light explanations: Detailed descriptions of what each dashboard warning light means and potential causes.
- Engine won't start: Common reasons why the engine might not crank or start, and simple

checks to perform.

- Overheating: What to do if the engine overheats, including safety precautions.
- Flat tire: Instructions on how to change a flat tire using the spare and jack.
- Jump starting: Guidance on how to safely jump-start a dead battery.
- Minor electrical issues: Basic troubleshooting steps for common electrical problems.

Customer Assistance and Roadside Assistance

This final part of the manual usually provides information on how to contact Ford customer service for further assistance, warranty information, and details about any roadside assistance programs that may be available. It's a valuable resource for obtaining official support and information.

Why Having the 1993 Ford Escort User Manual is Crucial

The 1993 Ford Escort user manual is not just a collection of instructions; it's an essential tool for responsible vehicle ownership. Its importance cannot be overstated for several key reasons:

Ensuring Safe Operation

The manual provides critical safety information, from the correct use of seat belts and airbags to understanding how to operate the vehicle's controls safely in various driving conditions. By familiarizing yourself with these procedures, you significantly reduce the risk of accidents and ensure the safety of yourself and your passengers. The specific guidance on emergency braking and hazard avoidance is particularly valuable.

Maximizing Vehicle Longevity

Proper maintenance is the cornerstone of a long-lasting vehicle. The 1993 Ford Escort manual outlines the recommended service intervals and procedures for essential checks and fluid changes. Adhering to these guidelines helps prevent premature wear and tear on critical components, ultimately extending the life of your Escort and saving you money on costly repairs in the long run. Regular oil changes, coolant checks, and tire rotations, as detailed in the manual, are fundamental to this.

Troubleshooting and Problem Solving

When a minor issue arises, the troubleshooting section of the user manual can be an invaluable first point of call. It helps you diagnose common problems, understand potential causes, and even perform

simple fixes yourself. This not only saves time and money but also empowers you with the knowledge to manage your vehicle more effectively. Identifying a warning light and understanding its implications before visiting a mechanic is a prime example.

Maintaining Resale Value

A well-maintained vehicle with a complete service history, often documented by following the manual's guidance, generally commands a higher resale value. Potential buyers will appreciate a car that has been cared for according to the manufacturer's recommendations, and having the user manual readily available adds to this perceived value. It demonstrates a commitment to the vehicle's upkeep.

Understanding Vehicle Features

The 1993 Ford Escort, like any car, has numerous features and functions that might not be immediately obvious. The user manual clarifies the purpose and operation of everything from the climate control system to the infotainment setup (if applicable), ensuring you can utilize your vehicle to its full potential and enjoy all the comforts it offers.

Where to Find Your 1993 Ford Escort User Manual

For owners who may have misplaced their original manual or purchased a used 1993 Ford Escort without one, several avenues exist to obtain a replacement. The availability of these manuals is key to continued ownership and maintenance.

Official Ford Resources

Ford Motor Company often provides digital copies of older owner's manuals on their official website. While availability for older models can vary, it's always the first place to check for an authentic and accurate manual. These are typically available for download as PDF files.

Online Automotive Forums and Communities

Dedicated online forums and communities for Ford Escort enthusiasts are excellent resources. Members often share digital copies of manuals, or can direct you to reputable sources. These communities are also invaluable for sharing knowledge and troubleshooting tips specific to the 1993 model.

Specialized Manual Retailers

There are numerous online retailers that specialize in selling automotive repair and owner's manuals. These businesses often stock manuals for a wide range of vehicles, including classic models like the 1993 Ford Escort. You may find both new and used copies available for purchase.

eBay and Other Auction Sites

Platforms like eBay are common places to find used owner's manuals for older vehicles. Many individuals sell original manuals from cars they no longer own. It's important to check the seller's reputation and the condition of the manual before purchasing.

Tips for Using Your 1993 Ford Escort User Manual Effectively

To get the most out of your 1993 Ford Escort user manual, adopting an organized and proactive approach is beneficial. Consider these tips:

- Read it thoroughly when you first acquire the vehicle to familiarize yourself with its features and maintenance requirements.
- Keep it in a safe and accessible place within the vehicle, such as the glove compartment, for easy reference.
- Use the index at the back of the manual to quickly locate specific information, such as a particular warning light or maintenance procedure.
- Don't hesitate to refer to it before attempting any new maintenance task, even if it seems simple.
- Consult the manual in conjunction with reputable online resources or a trusted mechanic if you encounter complex issues.

The 1993 Ford Escort user manual is a vital document that enhances the ownership experience of this popular vehicle. By understanding its contents and utilizing it effectively, owners can ensure safe operation, proper maintenance, and a deeper appreciation for their Escort.

Frequently Asked Questions

Where can I find a digital copy of the 1993 Ford Escort user manual?

You can typically find digital copies of the 1993 Ford Escort user manual on automotive enthusiast websites, forums dedicated to Ford vehicles, or sometimes on general manual archive sites. A quick search with terms like "1993 Ford Escort owner's manual PDF" should yield results.

What are the recommended tire pressures for a 1993 Ford

Escort?

The recommended tire pressures for your 1993 Ford Escort are usually found on a sticker located on the driver's side doorjamb or inside the fuel filler door. Refer to this sticker for the most accurate information as it can vary slightly based on the specific trim and tire size.

How do I check the oil level in my 1993 Ford Escort?

To check the oil level, ensure your engine is turned off and has cooled down for at least 10-15 minutes. Locate the oil dipstick (usually yellow or orange handle). Pull it out, wipe it clean with a rag, reinsert it fully, and then pull it out again. The oil level should be between the 'Add' and 'Full' marks on the dipstick.

What type of coolant is recommended for the 1993 Ford Escort?

The 1993 Ford Escort typically uses a conventional green ethylene glycol-based coolant. Always refer to your owner's manual for the exact type and recommended mixture ratio (usually 50/50 coolant and distilled water) to ensure proper cooling system performance and protection.

How do I change the headlight bulbs on a 1993 Ford Escort?

Changing headlight bulbs usually involves accessing them from behind the headlight assembly in the engine bay. You'll typically need to disconnect the electrical connector, unclip or twist a retaining mechanism, and then swap out the old bulb for a new one. Consult the manual for specific instructions regarding bulb type and the exact procedure.

What is the recommended maintenance schedule for a 1993 Ford Escort?

The owner's manual will detail the recommended maintenance schedule, typically including oil changes, filter replacements, tire rotations, and inspections at specific mileage intervals (e.g., every 5,000-7,500 miles) or time periods. Regular adherence to this schedule is crucial for longevity.

How do I reset the maintenance reminder light on a 1993 Ford Escort?

Resetting the maintenance reminder light on a 1993 Ford Escort often involves a specific sequence of turning the ignition key and pressing certain buttons on the dashboard or steering wheel. The exact procedure should be outlined in the owner's manual.

What is the function of the "check engine" light on a 1993 Ford Escort?

The "check engine" light, or Malfunction Indicator Lamp (MIL), indicates that the vehicle's onboard diagnostic system has detected a problem with the engine, emissions system, or transmission. It's important to have this checked by a mechanic as soon as possible to diagnose and fix the underlying issue.

Where is the fuse box located in a 1993 Ford Escort?

The fuse box in a 1993 Ford Escort is commonly located under the dashboard on the driver's side, often behind a small access panel. The owner's manual will show its exact location and provide a diagram of the fuse layout.

Additional Resources

Here are 9 book titles related to a 1993 Ford Escort user manual, each beginning with :

1. *The Owner's Insider: Your 1993 Ford Escort Companion*

This book delves deeper than a standard manual, offering practical advice and common troubleshooting tips specific to the 1993 Ford Escort. It's designed to empower owners with a better understanding of their vehicle's systems. Expect guidance on routine maintenance and how to interpret dashboard warnings.

2. *Decoding Your Dashboard: A 1993 Ford Escort Guide*

Focusing on the often-confusing array of lights and indicators on a 1993 Ford Escort's dashboard, this guide provides clear explanations. It aims to demystify what each symbol means and what immediate actions, if any, are required. This resource helps drivers respond appropriately to their car's signals.

3. *Essential Escort: Maintenance and Care for Your 1993 Model*

This book targets owners who want to keep their 1993 Ford Escort in optimal condition through proactive maintenance. It covers essential fluid checks, tire rotations, and basic part replacements, often detailing procedures more thoroughly than a factory manual. Learn how to extend the life of your vehicle with this practical guide.

4. *Understanding Your Escort's Electronics: A 1993 Ford Focus*

While the title mentions "Focus," this book specifically addresses the electronic systems found in the 1993 Ford Escort. It explores the function of various components, from the ignition system to the audio setup. This resource aims to help owners troubleshoot common electrical gremlins.

5. *Troubleshooting Your 1993 Ford Escort: Common Issues and Solutions*

This practical handbook is a go-to for diagnosing and resolving frequent problems encountered with the 1993 Ford Escort. It presents common symptoms and guides the owner through logical steps to identify the cause. Solutions range from simple fixes to knowing when professional help is needed.

6. *Your 1993 Ford Escort: From Basic Operation to Advanced Features*

Going beyond the basics, this book offers a comprehensive overview of operating and utilizing all aspects of the 1993 Ford Escort. It covers everything from starting the engine and using the climate control to understanding more complex features. This title ensures owners maximize their vehicle's potential.

7. *The 1993 Ford Escort Owner's Encyclopedia: A Comprehensive Reference*

Think of this as an expanded and more user-friendly version of the original owner's manual for the 1993 Ford Escort. It provides in-depth explanations of all systems, components, and functionalities. This is an invaluable resource for anyone seeking a thorough understanding of their car.

8. *Navigating Your 1993 Ford Escort: A Practical Driving Manual*

This guide focuses on the experience of driving and interacting with the 1993 Ford Escort on a daily

basis. It offers tips for efficient driving, understanding the vehicle's handling characteristics, and utilizing various controls for comfort and safety. It's designed to enhance the driving experience.

9. Escort Essentials: A 1993 Ford Owner's Maintenance Planner

This book is structured as a planner, helping owners systematically track and schedule the recommended maintenance for their 1993 Ford Escort. It highlights key service intervals and provides checklists for common tasks. Staying on top of upkeep is made easy with this organized approach.

Ford Escort 1993 User Manual

[Back to Home](#)